

# DATA SHEET

**E36/21/12**

**E cores and accessories**

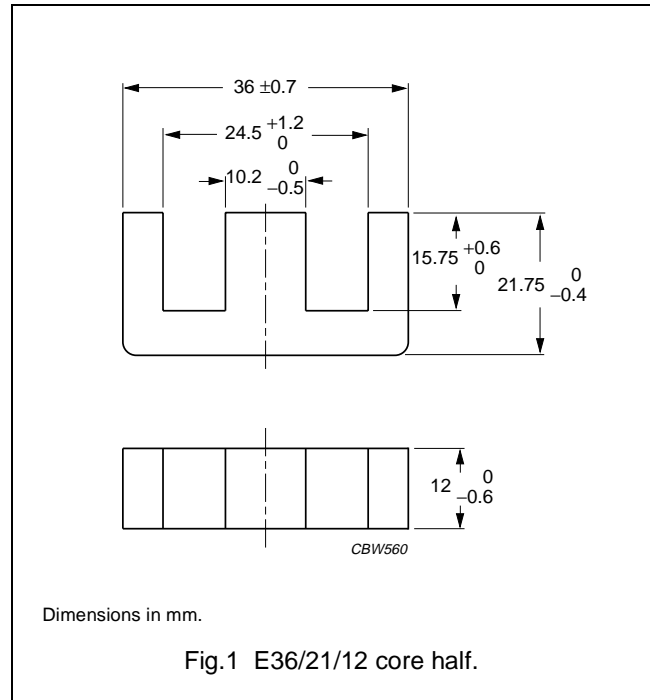
Supersedes data of February 2002

2004 Sep 01

**CORE SETS**

**Effective core parameters**

SYMBOL	PARAMETER	VALUE	UNIT
$\Sigma(l/A)$	core factor (C1)	0.762	mm <sup>-1</sup>
$V_e$	effective volume	12160	mm <sup>3</sup>
$l_e$	effective length	96	mm
$A_e$	effective area	126	mm <sup>2</sup>
$A_{min}$	minimum area	121	mm <sup>2</sup>
$m$	mass of core half	≈ 31	g



**Core halves**

$A_L$  measured in combination with a non-gapped core half, clamping force for  $A_L$  measurements, 40 ± 20 N, unless stated otherwise.

GRADE	$A_L$ (nH)	$\mu_e$	AIR GAP (μm)	TYPE NUMBER
3C90	100 ± 5% <sup>(1)</sup>	≈ 61	≈ 2720	E36/21/12-3C90-E100
	160 ± 5% <sup>(1)</sup>	≈ 97	≈ 1400	E36/21/12-3C90-E160
	250 ± 5%	≈ 152	≈ 770	E36/21/12-3C90-A250
	315 ± 5%	≈ 191	≈ 570	E36/21/12-3C90-A315
	400 ± 8%	≈ 243	≈ 420	E36/21/12-3C90-A400
	630 ± 15%	≈ 382	≈ 230	E36/21/12-3C90-A630
	2650 ± 25%	≈ 1610	≈ 0	E36/21/12-3C90
3C92 <span style="border: 1px solid black; padding: 0 2px;">des</span>	2100 ± 25%	≈ 1270	≈ 0	E36/21/12-3C92

**Note**

1. Measured in combination with an equal gapped core half, clamping force for  $A_L$  measurements, 40 ± 20 N.

**Properties of core sets under power conditions**

GRADE	B (mT) at	CORE LOSS (W) at		
	H = 250 A/m; f = 25 kHz; T = 100 °C	f̂ = 25 kHz; B̂ = 200 mT; T = 100 °C	f̂ = 100 kHz; B̂ = 100 mT; T = 100 °C	f̂ = 100 kHz; B̂ = 200 mT; T = 100 °C
3C90	≥ 330	≤ 1.4	≤ 1.5	–
3C92	≥ 370	–	≤ 1.1	≤ 7.3

## E cores and accessories

E36/21/12




## DATA SHEET STATUS DEFINITIONS

DATA SHEET STATUS	PRODUCT STATUS	DEFINITIONS
Preliminary specification	Development	This data sheet contains preliminary data. Ferroxcube reserves the right to make changes at any time without notice in order to improve design and supply the best possible product.
Product specification	Production	This data sheet contains final specifications. Ferroxcube reserves the right to make changes at any time without notice in order to improve design and supply the best possible product.

## DISCLAIMER

**Life support applications** — These products are not designed for use in life support appliances, devices, or systems where malfunction of these products can reasonably be expected to result in personal injury. Ferroxcube customers using or selling these products for use in such applications do so at their own risk and agree to fully indemnify Ferroxcube for any damages resulting from such application.

## PRODUCT STATUS DEFINITIONS

STATUS	INDICATION	DEFINITION
<b>Prototype</b>		These are products that have been made as development samples for the purposes of technical evaluation only. The data for these types is provisional and is subject to change.
<b>Design-in</b>		These products are recommended for new designs.
<b>Preferred</b>		These products are recommended for use in current designs and are available via our sales channels.
<b>Support</b>		These products are <b>not</b> recommended for new designs and may not be available through all of our sales channels. Customers are advised to check for availability.