

DATA SHEET

FRM27/3.8/9

Frame and Bar cores and
accessories

Product specification
File under Ferrite Ceramics, MA01

2000 Apr 20

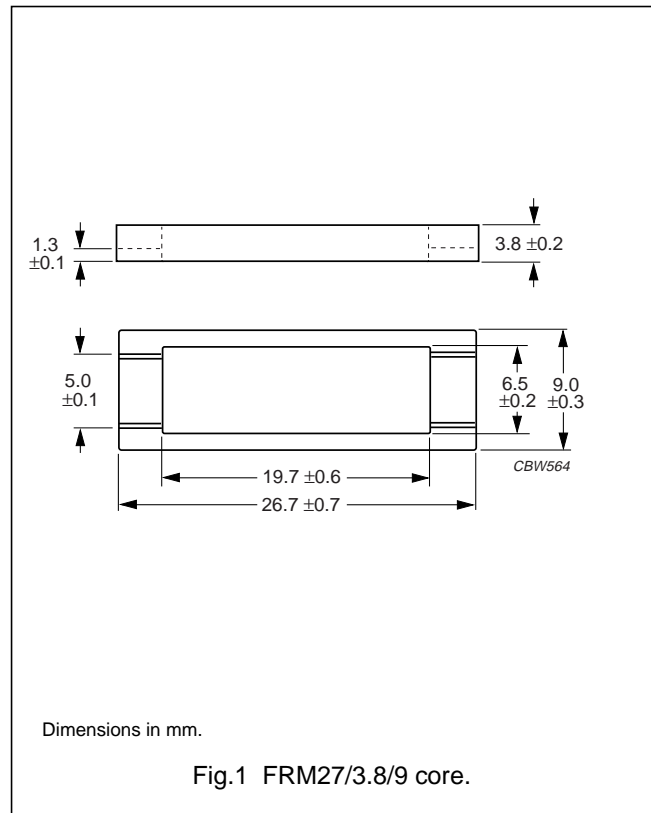
Frame and Bar cores and accessories

FRM27/3.8/9

CORE SETS

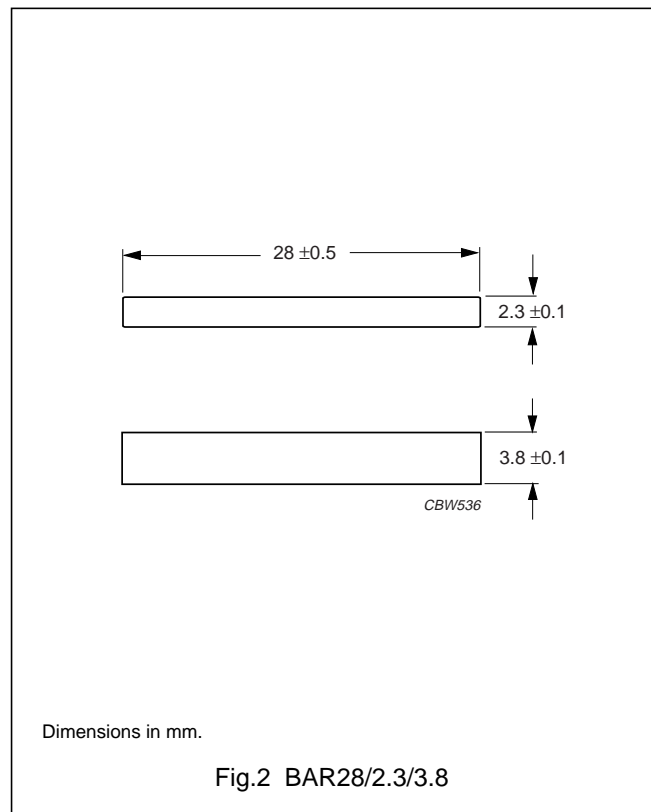
Effective core parameters

SYMBOL	PARAMETER	VALUE	UNIT
$\Sigma(I/A)$	core factor (C1)	5.56	mm ⁻¹
V_e	effective volume	504	mm ³
l_e	effective length	52.1	mm
A_e	effective area	9.7	mm ²
A_{min}	minimum area	8.7	mm ²
m	mass of frame	≈1.6	g
m	mass of bar	≈1.2	g



Ordering information for bar cores

GRADE	TYPE NUMBER
3C90	BAR28/2.3/3.8-3C90



Frame and Bar cores and accessories

FRM27/3.8/9

Frame cores for use in combination with matching bar cores A_L measured in combination with a bar core.

GRADE	A_L (nH)	μ_e	AIR GAP (μm)	TYPE NUMBER
3C90	350 \pm 20%	\approx 1550	\approx 0	FRM27/3.8/9-3C90

Properties of Frame and Bar combinations under power conditions

CORE COMBINATION	B (mT) at	CORE LOSS (W) at	
	H = 250 A/m; f = 10 kHz; T = 100 °C	f = 25 kHz; \hat{B} = 200 mT; T = 100 °C	f = 100 kHz; \hat{B} = 100 mT; T = 100 °C
FRM27/3.8/9-3C90 + BAR28/2.3/3.8-3C90	\geq 320	\leq 0.056	\leq 0.060

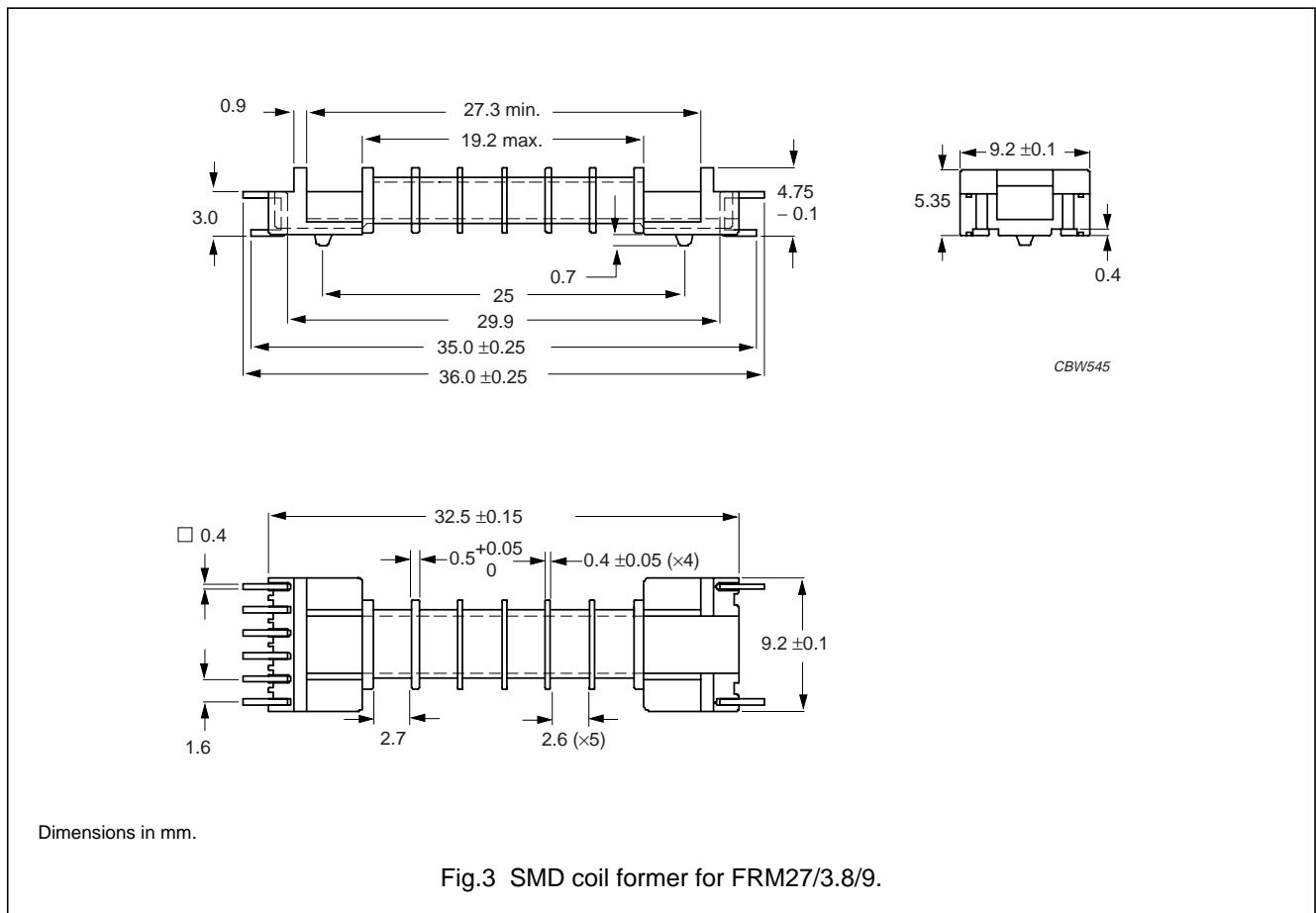
Frame and Bar cores and accessories

FRM27/3.8/9

COIL FORMERS

General data

PARAMETER	SPECIFICATION
Coil former material	liquid crystal polymer (LCP), glass-reinforced, flame retardant in accordance with "UL 94V-0"; UL file number E54705(M)
Pin material	copper-tin alloy (CuSn), tin-lead alloy (SnPb) plated
Maximum operating temperature	155 °C, "IEC 60085", class F
Resistance to soldering heat	"IEC 60068-2-20", Part 2, Test Tb, method 1B, 350 °C, 3.5 s
Solderability	"IEC 60068-2-20", Part 2, Test Ta, method 1: 235 °C, 2 s



Winding data

NUMBER OF SECTIONS	NUMBER OF SOLDER PADS	WINDING AREA (mm ²)	WINDING WIDTH (mm)	AVERAGE LENGTH OF TURN (mm)	TYPE NUMBER
6	8	1.75 + 5 × 1.7	2.7 + 5 × 2.6	18.5	CPHS-FRM27/9-6S-8P

 Frame and Bar cores and accessories

FRM27/3.8/9




DATA SHEET STATUS DEFINITIONS

DATA SHEET STATUS	PRODUCT STATUS	DEFINITIONS
Preliminary specification	Development	This data sheet contains preliminary data. Philips Components reserves the right to make changes at any time without notice in order to improve design and supply the best possible product.
Product specification	Production	This data sheet contains final specifications. Philips Components reserves the right to make changes at any time without notice in order to improve design and supply the best possible product.

DISCLAIMER

Life support applications — These products are not designed for use in life support appliances, devices, or systems where malfunction of these products can reasonably be expected to result in personal injury. Philips Components customers using or selling these products for use in such applications do so at their own risk and agree to fully indemnify Philips Components for any damages resulting from such application.

PRODUCT STATUS DEFINITIONS

STATUS	INDICATION	DEFINITION
Prototype		These are products that have been made as development samples for the purposes of technical evaluation only. The data for these types is provisional and is subject to change.
Design-in		These products are recommended for new designs.
Preferred		These products are recommended for use in current designs and are available via our sales channels.
Support		These products are not recommended for new designs and may not be available through all of our sales channels. Customers are advised to check for availability.