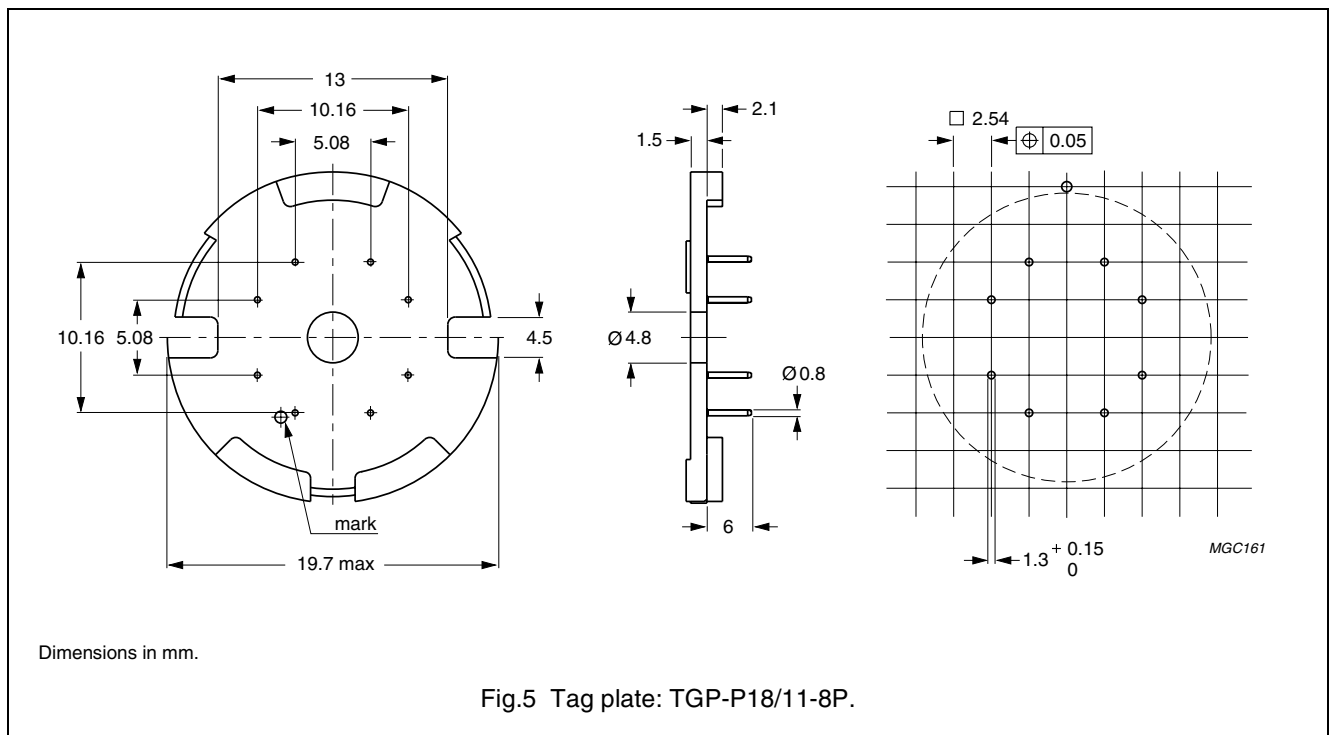
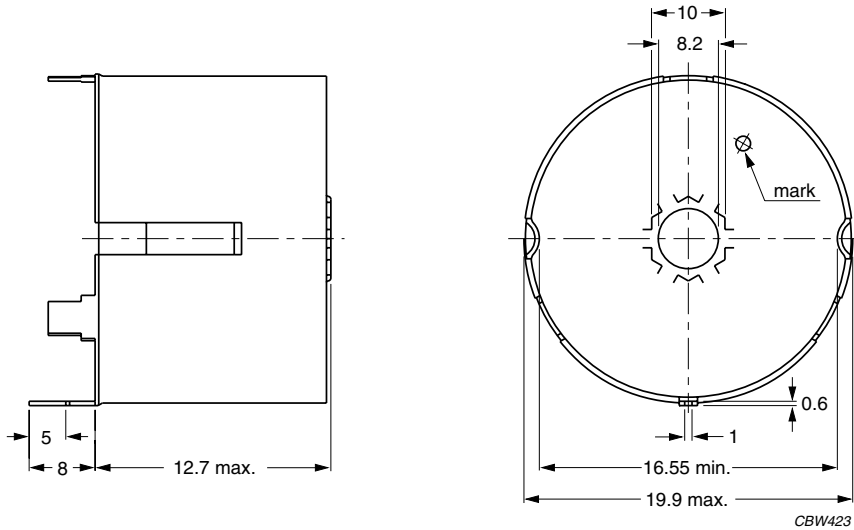


MOUNTING PARTS

General data for mounting parts

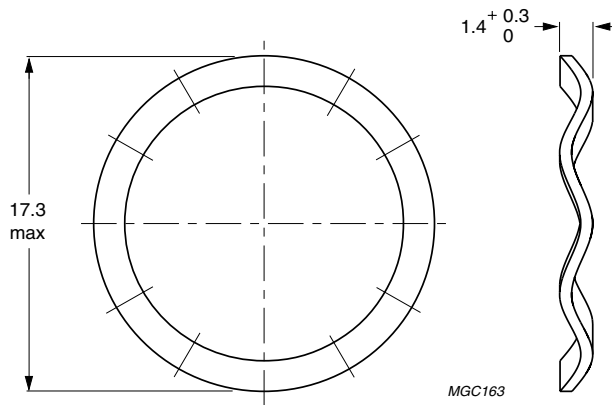
ITEM	REMARKS	FIGURE	TYPE NUMBER
Tag plate	material: phenolformaldehyde (PF), glass reinforced	5	TGP-P18/11-8P
	flame retardant: in accordance with "UL 94V-0"; UL file number E167521 (M)		
	maximum operating temperature: 180 C, "IEC 60085", class H		
	pins: copper-tin alloy (CuSn), tin-lead alloy (SnPb) plated		
	resistance to soldering heat in accordance with "IEC 60068-2-20", Part 2, Test Tb, method 1B: 350 C, 3.5 s		
	solderability in accordance with "IEC 60068-2-20", Part 2, Test Ta, method 1: 235 C, 2 s		
Container	copper-zinc alloy (CuZn), SnPb-plated	6	CON-P18/11
	earth pins: presoldered		
Spring	CrNi-steel	7	SPR-P18/11
	spring force: 100 N when mounted		
Nut	copper-zinc alloy, nickel-plated	8	NUT
Bush	nickel-plated copper-zinc alloy	9	FIB
Clamp	spring steel, tin-plated	10	CLM/TP-P18/11
Washer	phenolformaldehyde (PF)	11	WAS-CLM/TP-P18/11





Dimensions in mm.

Fig.6 Container: CON-P18/11.



Dimensions in mm.

Fig.7 Spring: SPR-P18/11.

